



J & J INTERNATIONAL PRESCHOOL

THE MONTHLY NEWSLETTER OF J&J PRESCHOOL



NOTICES:

- SCHOOL RESUMES AS PER USUAL
- FOLLOW US ON FACEBOOK AT TADIKAJACKANDJILL
- WE HAVE INSTAGRAM! FOLLOW US NOW AT @JJPRESCHOOL



We welcome all parents and students back to our preschool. As we operate on a new normal basis, we follow strict SOP guidelines and maintain the highest form of safety. We at J&J would like to extend our greatest heartfelt to parents and guardians for their never ending cooperation and support!

Anyone who does anything to help a child in their life is a hero to me.

- Fred Rogers




A message from Teacher Mahes,

Welcome to our 9th J&J newsletter for the year! In the blink of an eye, we are in the month of September. Just a few more months, and it will be the end of year 2020. We had so much activities planned for this month. We, the J&J teachers are keen on giving a strong foundation, paving a successful start in each child's education journey. We are blessed to have your kids as a part of our team.

The theme for this month is **Outer Space**, JJ kids are developing their skills and knowledge through various activities based learning that involved hands activity and emotional intelligence such as Show & Tell, Art & Craft, Thematic and ICT.

Our kids participated actively in all the activities conducted. Gaining courage in showcasing their talents, our children had greatly strengthen their thinking and creative skills.

The effort made by the teaching forces at J&J can never be made successful without the continuous support of parents and guardians. I on behalf of all teachers at J&J would like to express my heartfelt gratitude and appreciation to all parents and guardians of J&J children



September Star Students

Congratulations to all our students!



3 Grace
Aston



4 Joy
Yuvin Sreesh



4 Peace
Andrew Marc



5 Kindness
Ng Yi Ern



5 Gentleness
Logan Lee Guhan



6 Faith
Asya Altina



6 Goodness
Mikhail Mitrofanov



“ Education is the most powerful weapon which you can use to change the world.

- Nelson Mandela ”

• THEMATIC MONTH •

"OUTER SPACE"

Welcome to our space world. For the month of September our JJ Kids learnt all about space. Look and behold, look at all their beautifully made art and crafts!



3 GRACE

Our 3 year olds learnt about the difference between day and night using paper plates and various colored creep paper



They also learnt about the various planets in our solar system using paper plates and water colour



They also revised on Bahasa Malaysia by matching first alphabets of words to the correct picture

3 GRACE

They learned on recognizing color



Using cotton and water colour, our three year olds unleashed their creativity and created their personalised galaxy jar



During Bahasa Malaysia lesson, they learned on how to recite various colors using our national language

4 JOY & 4 PEACE



Our 4 year olds unleashed their creativity by using colored spray and sprayed what they think a galaxy should look like

They also learned on the concept of gravity by dropping objects such as rock into a sand pile



They also creatively crafted an alien craft using their palm print

4 JOY & 4 PEACE

How would someone explore the outer space without a rocket? Thus, our 4 year olds learned about rocket using balloons



They also created their own iterations of a galaxy by using marbles and water color

4 JOY & 4 PEACE



They also created their very own Sun using paper plates and water colours.

They also learned on the concept of more or less using toy animals



They hand crafted their own flying rocket by colouring them out of their heart's content.



4 JOY & 4 PEACE



To aid them to look our deep into space, our 4 year olds created their very own telescope using tissue rolls and plastic glass papers.

They also used paper plates with blue and green paper to create our very own beautiful planet Earth



Making their own personalized rocket, our 4 year olds were proud of their creation by naming each of their work of art after their name

5 GENTLENESS



Imagining the concept of day and night, our 5 year olds beautifully created this piece of dual art on a paper plate.

Sun to represent day and moon to represent night.

By fitting their paper made rocket onto a piece of straw, our 5 year olds reimagined the blast off of a rocket.

By blowing hard into the straw, the paper rocket flew gracefully into the air.

Blast off!



5 GENTLENESS

Boosting their Mathematics proficiency, they learned on the concept of capacity by measuring plastic cups filled with different levels of fluid.



Stars in the outer space form some pretty amazing and remarkable constellations

And our 5 year olds recreated these constellations using sugar paper and brightly covered yellow, just like the stars in heavens



5 KINDNESS

Spooky! Exactly what came into our minds when we first saw what our 5 year olds were creating their alien crafts using paper plate and paint.

They also exercised their creativity by creating colorful space crafts using paper plates and various colored creep paper

Using biscuits and cheese, they also created rockets. And the best part? They get to eat them after making them!

5 KINDNESS



Our 5 year olds who were all amazed at astronauts created their own paper astronaut cut outs which featured their own face!

The solar system was greatly visualized in this amazing handicraft



Learning the concept of day and night in a single paper plate, our 5 year olds drew sun on one half and moon on the other half of the paper plate



6 FAITH

Our 6 year olds had the chance to learn about planets oscillation around the Sun by using a Ping-Pong ball



6 Years old children sort out numbers card as greater number and smaller number by comparing number cards.



Our 6 years old children enjoyed making moon craft using dough and paint.



6 FAITH

And our 6 year olds made these constellations using painted cups. How creative!



They also made sparkling galaxy jar using cotton and various colored paint. They enjoyed exercising their creativity!



6 GOODNESS



During their Mathematics lesson, they learned about lesser than and greater than



They also drew out the sun using colored paint



They also visualized our beautiful planet Earth by creating them on paper plates using brown, green and blue creep paper

6 GOODNESS



Our 6 years old made moon craft using black and grey paints.



x

Using their palm prints dabbed in water color, they also created their own interpretation of an alien spacecraft



They also had fun, cutting out and coloring their paper rocket.

And for the final touch, using a straw and the rocket on the other hand, they blew it off.

Lift off!



TODDLER TREE



Our toddlers learnt all about colors. They were asked to match toys to their respective colors.



They also learned about day and night, brightness and darkness



They also created how a galaxy looks like using paintbrush and white color



TODDLER TREE



Look at our curious little toddlers! Carrying out an experiment on sinking and floating. They very much loved this lesson as they get to see the various objects that will float or sink in water.

They also learned about heavy and light objects



They also exercised their mental by playing some puzzles



FOUR SEASONS!!

(ENRICHMENT THEME)

Our enrichment children made beautiful little beach slippers craft using their foot print.



They also created umbrella and learnt all about the four seasons



Children crafted beautiful autumn trees with their names spelled on it.



They also get to experience the outdoors! Oh what fun!





Children also did beautiful flowers pot crafted with various colored paints and fork.

They also learnt on the different clothing people wear during different seasons



Our children also made some beautiful art using summer salt

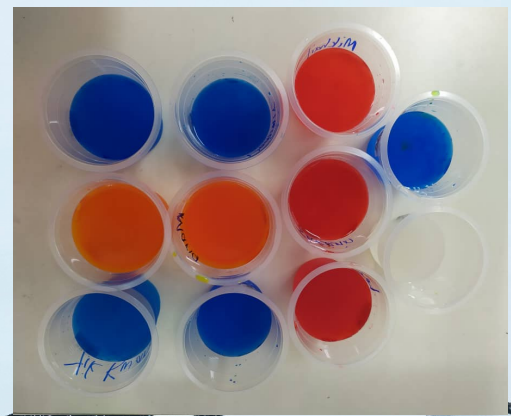



Junior Chef



Yummy! Our talented Junior Chefs created spaceship using bread with berries and nuts.

After the activity, they get to savor their creations. Om nom nom!



In conjunction with Malaysia Day, our Junior Chefs made jelly using the colors that are found on our Jalur Gemilang.